

ESCOLA _____ DATA: ____/____/____

PROF: _____ TURMA: _____

NOME: _____



MISTURANDO AS CORES

Use tinta para colorir as frutas


Pinte estes desenhos com cores primárias



vermelho



azul



amarelo

Faça combinações entre elas para criar novas cores chamadas de cores secundárias! Experimente as misturas abaixo.



vermelho

+




azul

=



violeta




amarelo

+



vermelho

=




laranja



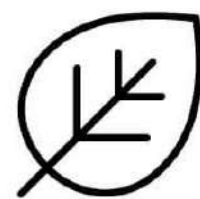
azul

+



amarelo

=



verde

ESCOLA _____ DATA: ____/____/____


PROF: _____ TURMA: _____

NOME: _____




AS CORES



MISTURE E DESCUBRA AS CORES




VERMELHO





AZUL




AMARELO





VERMELHO




AZUL




AMARELO



VERMELHO



BRANCO



ESCOLA _____ DATA: ____/____/____

PROF: _____ TURMA: _____

NOME: _____



MISTURANDO CORES

Use sua tinta para colorir os círculos!



EXISTEM 3 CORES PRIMÁRIAS

COMBINANDO ESSAS CORES VOCÊ CRIA NOVAS CORES, CHAMADAS CORES SECUNDÁRIAS. MISTURE-AS PARA DESCOBRIR CORES NOVAS.

