

PROF: _____ TURMA: _____

NOME: _____ DATA: ____/____/____



MARQUE SE É MAIOR, MENOR OU IGUAL

Comparison symbols: \leftarrow $=$ \rightarrow



A vertical line with a small square box at its base is positioned between the two groups of fruit.

PROF: _____ TURMA: _____

NOME: _____ DATA: ____/____/____



MARQUE SE É MAIOR, MENOR OU IGUAL



PROF: _____ TURMA: _____

NOME: _____ DATA: ____/____/____



MARQUE SE É MAIOR, MENOR OU IGUAL

◀ = ▶




PROF: _____ TURMA: _____




NOME: _____ DATA: ____/____/____









MARQUE SE É MAIOR, MENOR OU IGUAL

Comparison symbols: \leftarrow (less than), $=$ (equal), \rightarrow (greater than)

Comparison 1:  \leftarrow  \rightarrow 

Comparison 2:  \leftarrow  $=$ 

Comparison 3:  \leftarrow  \rightarrow 

Comparison 4:  \leftarrow  \rightarrow 

Blank box:

PROF: _____ TURMA: _____

NOME: _____ DATA: ____/____/____



MARQUE SE É MAIOR, MENOR OU IGUAL

Comparison symbols: \leftarrow , $=$, \rightarrow

A vertical line with a square box at its base, used for marking the result of the comparison.

Group 1 (Left): 6 balloons of various colors (yellow, purple, pink, blue, green, orange).

Group 2 (Right): 8 colorful kites.

PROF: _____ TURMA: _____

NOME: _____ DATA: ____/____/____



MARQUE SE É MAIOR, MENOR OU IGUAL


< = >

PROF: _____ TURMA: _____

NOME: _____ DATA: ____/____/____



MARQUE SE É MAIOR, MENOR OU IGUAL

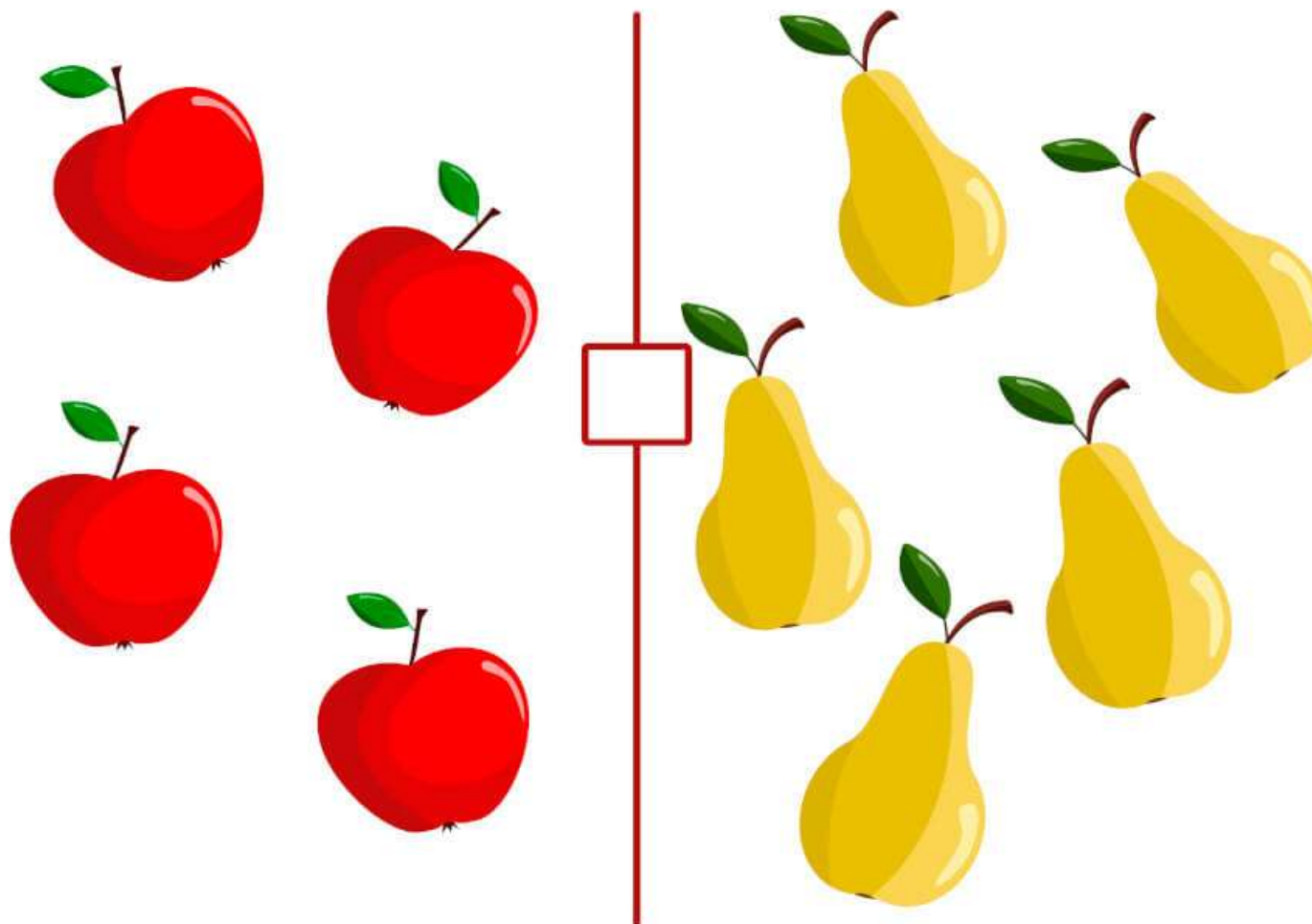


PROF: _____ TURMA: _____

NOME: _____ DATA: ____/____/____



MARQUE SE É MAIOR, MENOR OU IGUAL



PROF: _____ TURMA: _____

NOME: _____ DATA: ____/____/____



MARQUE SE É MAIOR, MENOR OU IGUAL

Comparison symbols: \leftarrow $=$ \rightarrow

Group 1 (left): 6 strawberries of various sizes.

Group 2 (right): 8 raspberries of various sizes.

Comparison symbol: $=$

PROF: _____ TURMA: _____

NOME: _____ DATA: ____/____/____



MARQUE SE É MAIOR, MENOR OU IGUAL

Diagram illustrating the comparison of sizes between chickens and roosters. A vertical line separates the two groups, with a square box at the bottom for marking the result. Above the line are three boxes containing symbols: a left-pointing arrow (<), an equals sign (=), and a right-pointing arrow (>).

On the left side of the vertical line, there are 10 brown chickens of various sizes. On the right side, there are 5 blue and brown roosters of various sizes.